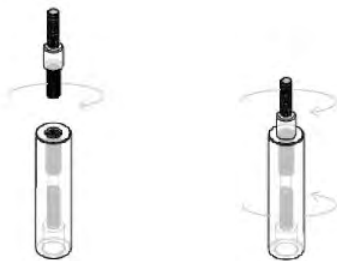


DUAL-JACK CONNECTOR


The new generation Stainless Steel Dual-Jack Connector is the first of its kind to give a fast and flexible installation method to multiple degree tilt configurations. It offers industry-leading strength and versatility with quick install times. With the Dual-Jack Connector, you are able to combine two Dual-Jacks of any size to create a variety of angles with no cutting needed.

For detailed instructions please refer to the Dual Rack installation guide

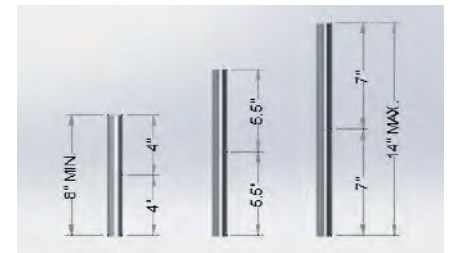

1. Tighten Dual-Jack 3/8" threaded side to the bolt.



2. Tighten another Dual-Jack 5/16" threaded side to the bolt.



3. Check tightness of both sides.



Product Line

Item #

DR-DJC-01

Product Name

Dual-Jack Connector



ETL CLASSIFIED



Intertek
5000799
Conforms to UL SUB 2703